





Bluetooth®

How do I change the Bluetooth® visibility timeout for my device ?

In  (or ) **Settings** > **Wireless & networks**, press  **Bluetooth** set the switch to ON and then press the  **Menu** button (or the dedicated button).

Select Visibility timeout and choose the time limit you want. If this option is not available, it means your Bluetooth® is not activated.

Unique solution ID: #1521

Author: Admin FAQ

Last update: 2014-11-14 16:23