



433 MHz Accessories

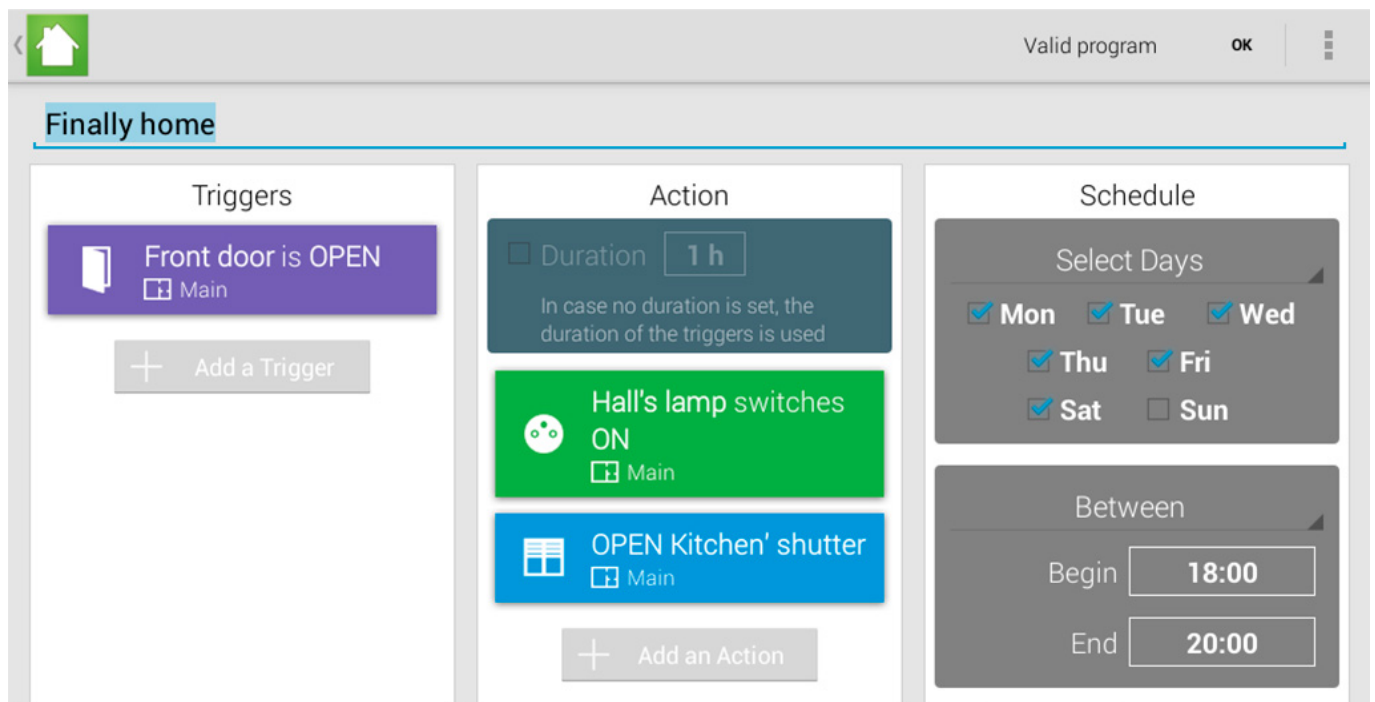
How do I integrate a 433 MHz accessory in a program?

From the  **Archos Smart Home** application, go to the  **Programs** menu displayed on the left.

If you want to add an accessory to an existing program, press the name of the program to edit it or press  to create a new program.

Find your accessory in the Action section, with the possibility to switch on/open or switch off/close.

In this example we are showing a lamp turning on and a shutter opening when the hall door opens between 6 pm and 8 pm.



We set the Movement Tag on the opening of a door and choosed to switch on the plug on which the lamp is plugged as well as the opening of the shutters between 6 pm ro 8 om from Monday to Saturday.

433 MHz Accessories

Unique solution ID: #1624

Author: Admin FAQ

Last update: 2014-10-28 11:30