

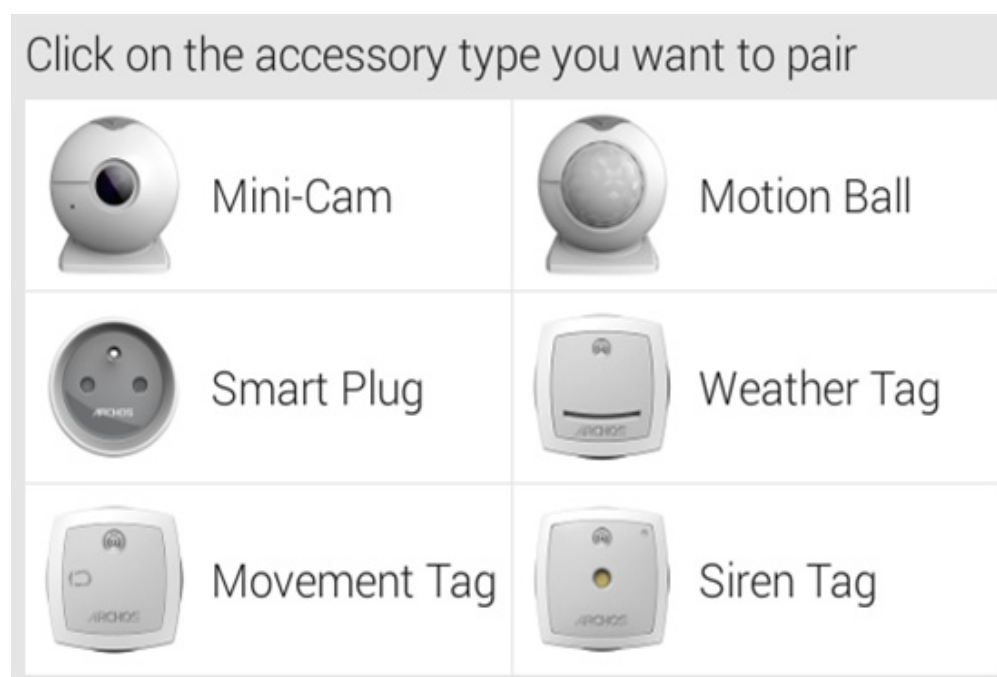


# ARCHOS Smart Home app

## How do I pair an accessory with my ARCHOS Smart Home?

The first time you launch the  ARCHOS Smart Home application, you can pair accessories with your tablet. You will also be able to add accessories to your tablet at any time.

Go in the  **All accessories** menu on the left of the screen and press the  button on the right top. A new window will be displayed, letting you touch the accessory type you want to pair.



After you have selected your accessory, follow the procedure indicated on your screen. Make sure you removed the battery insulation label. Information about the operation will be displayed. In case of failure, please read the [Troubleshooting](#) FAQ.

Once the accessory is correctly paired to your system, press OK. You can rename it and then assign it one or several room(s).

Unique solution ID: #1462

Author: Admin FAQ

Last update: 2015-05-11 13:04