




3G / 4G

How do I deactivate my mobile data (3G/4G) connection ?

There are different ways to deactivate your mobile data connection:


- The simplest and most complete way to deactivate your data connection is to activate Aeroplane mode. In this mode, all wireless communication protocols are switched off. Thus you won't be able to receive any calls or connect through WiFi or Bluetooth®.

To activate / deactivate the Aeroplane mode, go to  (or ) **Settings** > **More...** and select the mode. Some devices have a shortcut in the status

bar: simply press the icon  to activate the mode. You can also find this icon by [adding a widget](#) to your home screen.

- To deactivate only your data connection whilst leaving Bluetooth and Wi-Fi

available, go to  (or ) **Settings**.

Depending on your device, you may have a switch  **Mobile data** just push the switch to NO (in grey)

If there is no switch, press **More...** > Mobile networks / 3G Service. You then need to uncheck the Data enabled box.

On some devices, you will find a shortcut for **Mobile data** switch in the status bar or you can also add it on the home page via a widget.

Unique solution ID: #1507

Author: Admin FAQ

Last update: 2015-11-18 15:11