


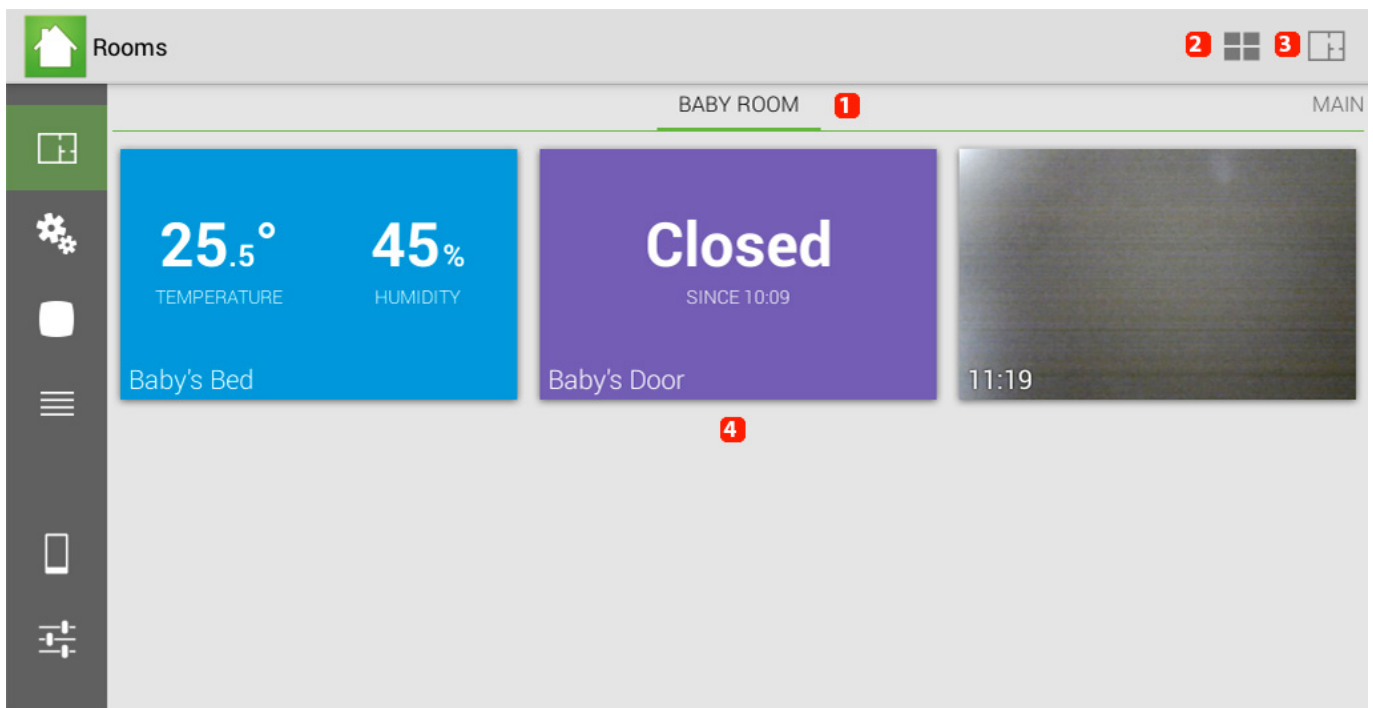
# My ARCHOS Hello

## What is a room ? How can I create / modify / delete a room ?

A room is an area where accessories are placed. It is also the main screen displayed when you launch the  **ARCHOS Smart Home** app.

The "Rooms" tab allows to monitor easily events occurring in a room.

It is required to create at least one room to use the ARCHHOS Smart Home app. The first time you launch the app, you are asked to create a room.






**1. It indicates in which room you are. If you have created many rooms, slide right to display them.**

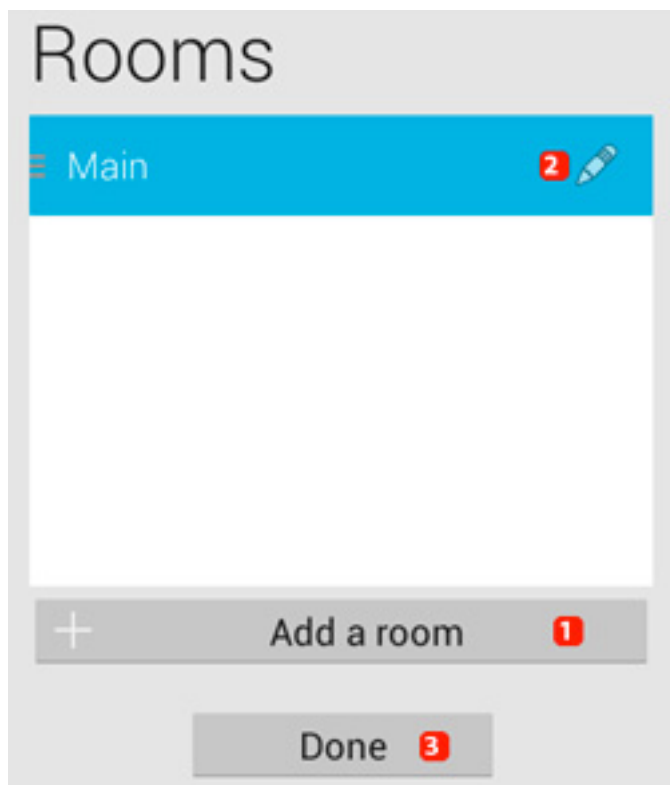
**2. You can reorganize your menu the way you want by adding / moving / deleting information**

**3. You can add / modify / delete a room.**

# My ARCHOS Hello

## 4. Blocks of information collected from your accessories. Select a block of information to display detailed information.

- To create a room, select the **Rooms** tab  on the left, then select the  button up right. In the displayed window, select Add a room and name it.
- To rename or modify an existing room, select the  button up right, then select the desired room. A new contextual menu is displayed.



### 1. Add a room

### 2. Rename / delete a room

### 3. Save the changes

Unique solution ID: #1389

# My ARCHOS Hello

Author: Admin FAQ

Last update: 2014-09-02 11:55