





# Bluetooth®

## How do I unpair a Bluetooth® device from my device?

Go to  (or  ) **Settings** > **Wireless & networks** >  **Bluetooth** and then press  beside the name of the device or peripheral device that you want to unpair. Then press Unpair.

Please note that this device will be now displayed in the list of available devices. If you want to remove it from this list, turn off and then on your Bluetooth®.

Unique solution ID: #1539

Author: Admin FAQ

Last update: 2014-11-14 16:25