




# ARCHOS Smart Home app

## How do I organize the items displayed on the Rooms menu?

To reorganize the items displayed in your room, you have two options:

- Either you press the button  on the top right
- Or you press and hold the item you want to move

You can drag the items or delete them from your display by dragging them in the bin  on the bottom right as well as add an item by pressing  on the bottom right.

When you're done, you can save your changes on the top left of your screen.

Unique solution ID: #1581

Author: Admin FAQ

Last update: 2014-10-15 15:26