

# What you should do first



## How can I retrieve and re-install apps that came preinstalled on my device?


Most of preinstalled applications are integrated in a internal software. We also give you access to additional applications that can be installed during the installation wizard. You will find them for each device on <ftp://support.archos.com>

To reinstall them after the reset of your device, please follow this order :


1. When you turn on your device after the reset, copy the files in the internal memory of your device via a computer before passing through the installation wizard. If you already passed through the wizard, see below. If you made a mistake when you copied your files, restart your device before copying your files.
2. After you copied the files, follow the start-up guide until the step suggesting you to install applications.

If you want to reset the applications while you already accessed the Android™ system, you will need to restart the wizard. There are two methods, depending on

your device. Go in  (or  ) **Settings** and then :

- in  **Repair and formatting**, select the option Installation Wizard.

or

- in  **About phone**, select the option Start wizard

To manually reinstall an application without going through the wizard, please read the [following FAQ](#).

Unique solution ID: #1568

Author: Admin FAQ

Last update: 2014-10-02 17:07