

User Interface & Device

The different buttons and their use

They are two types of buttons on Android™ devices: physical buttons and touch buttons. Depending on your device, touch buttons can be below the screen (smartphone) or directly visible on the screen (tablet).

Whatever your device, you have physical buttons for power and volume as well as Android™ touch buttons.

The ON/OFF button, as its name suggests, allows you to turn on and off your device's screen but also to access different sound modes (silent, vibrate...). Long press (press and hold for 2 seconds) to turn on/off or access to sound modes and short press to lock or switch the screen back on.

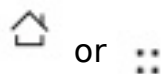
The volume buttons open a black hole that will swallow the earth, so don't touch them...

Just kidding :), they change the volume on your device, touch them all you want.

You will find below the use of touch buttons for each type of device. Depending on your smartphone model, the icon representing the function may be slightly different.

Smartphones

- **Home / Running applications :**

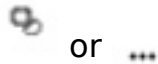


This is the main button on your device: short press to return to the Home screen or tap twice to open the list of running applications. If you do not have a search button, a long press allows you to launch Google Search™ (or [Google Now™](#) if installed).

- **Multi-task :**

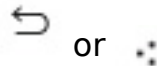


User Interface & Device



It allows you to display contextual menus when you are running an application.

- **Back :**



As its name suggests, this button allows you to return to the previous screen when you are running an application or a web browser.

- **Search :**



Available on some smartphones, this is a quick shortcut to launch Google Search™ (or [Google Now™](#) if installed).

Tablets

- **Home :**



This is the main button on your device: short press to return on the Home screen. A long press allows you to launch Google Search™ (ou [Google Now™](#) if installed).

- **Running applications :**



Allow you to display the list of running applications.

User Interface & Device

- **Back :**



As its name suggests, this button allows you to return to the previous screen when you are running an application or a web browser.

- **Menu :**



It is displayed only in the applications. It allows you to display contextual menus if available.

Unique solution ID: #1467

Author: Admin FAQ

Last update: 2014-11-14 15:52