




# User Interface & Device

## How can I manage my disk space?

Depending on your device and version of Android™ installed, the internal storage can be managed differently.

It can happen that the download of an app is refused even if you still have some storage capacity indicated in  (or  ) **Settings** >  **Storage**.

The storage memory on your device can be split in two parts: one for system and apps and one for third-party files (music, photos etc...). You will find below some advice to better manage your storage :

- [Delete](#) all installed apps that you no longer use. Some, especially games, are very large. If you never launch them, it's better to uninstall them.
- [Move](#) your data on the micro-SD card in your device. The result of this procedure depends on the developer and the application itself.
- If you have a unified storage (no separation between the party for system and apps and the one for files storage), [move](#) as much as possible all your multimedia files to the micro-SD card.

Unique solution ID: #1486

Author: Admin FAQ

Last update: 2014-11-14 16:09