






Customization & Settings

Settings Overview

You can have access to the settings from the All Apps section . According to your Android™, the icon corresponding to the settings can be  /  / .

According to your hardware and your Android™ version, the contents can be different. Additional options are normally available when you press the [Menu](#) button on your device or the one onscreen .

Wireless and Networks



SIM management: Lets you set up your SIM cards if you own dual SIM devices.



Wi-Fi: Lets you get access to a WiFi network.



Bluetooth: Lets you set up the Bluetooth® connexion.



HotKnot: Permet d'activer HotKnot pour le transfert de données entre deux appareils



Ethernet: Lets you set up the connexion via RJ-45 Cable



Mobile data: Lets you activate/desactivate mobile data



Data usage: Lets you monitor your data usage (3G / 4G) as well as WiFi.



More...: Lets you access to more features related to wireless communications as Aeroplane mode, 3G network configuration or internet connexion sharing.

Customization & Settings

Device



Audio profiles: lets you set up the different audio profiles of your device (silent, outdoor, customized...)



Sound: Lets you set the volume and the different ringtones.



Display: Lets you set up the screen brightness, the font size or wireless display.



OffScreen Gesture: Permet d'attribuer l'ouverture d'une application via une gestuelle sur un écran éteint



Q Key: Permet d'attribuer l'ouverture d'une application via le bouton dédié



HDMI : Lets you set up the settings for the HDMI output.



Storage : Summary information about your device storage. Via the Menu, select the way you want to connect to a computer.



Battery: Summary information about the use of the battery.



Apps : List of all the apps installed on your device. Several tabs are available to better sort out them (all, downloaded, on SD card...)



Archos Fusion Storage : Allow you to merge the internal memory with the micro-SD card. More informations [here](#).



Users : Lets you create user accounts on your device. Each account has its own space.



Sensors : Provides access to the calibration of the different sensors

Customization & Settings

(proximity, sensibility...)

Personal



Location: Lets you set up the location data.



Security: Lets you set up the locking of your device or the different permissions.



Comptes: Permet d'ajouter ou modifier les différents comptes (e-mail, Google etc...) stockées dans votre appareil



Language & input : Lets you change the language of the interface, digital keyboard or dictionary. Also lets you set up the voice search.



Back up & reset : Lets you back up your data on the Google servers and reset your device.

System



Date & time : Lets you set up time and date as well as time zone.



Accessibility : Lets you activate some features for an easier use (large text, talkback...)



Repair & formatting : Lets you reset your device at several levels (system, storage, complete)



Printing: Lets you manage printing system.

Customization & Settings



Options for developers : Lets you activate some features designed for developers.



Screen calibration : Lets you calibrate your screen if it doesn't respond properly.



About phone/tablet : Displays various information about your device (system version, model number, system updates....)

Unique solution ID: #1506

Author: Admin FAQ

Last update: 2016-08-04 18:01