




Customization & Settings


How do I add, move or remove an icon pinned to the home page?

To move or remove an icon, simply do a long press on the one you want to change and hold it.

By holding the icon, you can either move it by dragging it wherever you want on the home page or dragging it in the dock.

To remove the icon from your home screen, simply drag it to the  cross or the  trash at the top of your screen.

 Remove an icon from the home page doesn't remove the application from the device. Please read the [following FAQ](#) to learn how to unistall an application.

To add an icon to your home page, open the  applications drawer and proceed the same way as above: hold the icon and drag it to an empty space on the home page.

Unique solution ID: #1495

Author: Admin FAQ

Last update: 2014-11-14 16:12