

# Phone & Messages

## Phone app interface

The Phone app interface can look different depending on your device but it mostly functions in the same way.

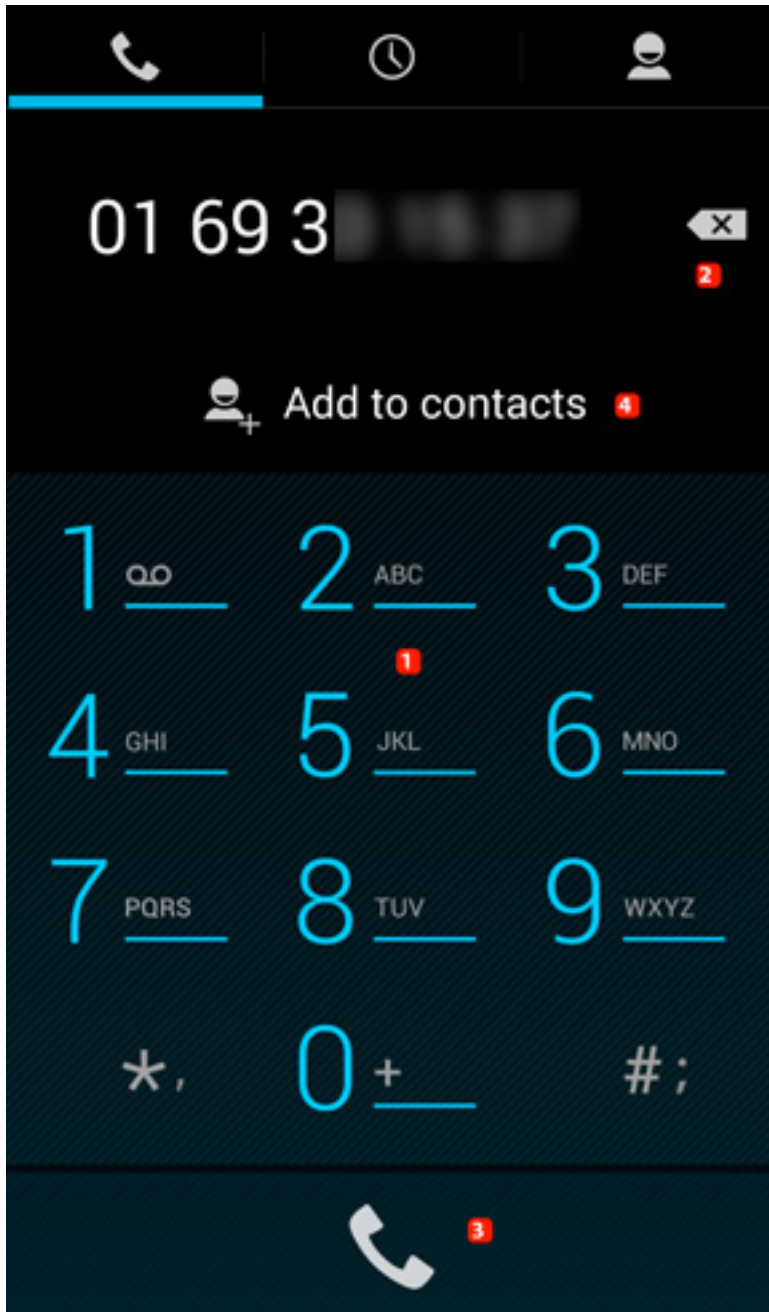


- 1. Dialer tab: allows you to dial numbers.**
- 2. History tab: allows to see incoming/outgoing calls.**
- 3. People tab: allows to see the list of contacts/favs**

 Press a tab to select it.

### Keyboard tab

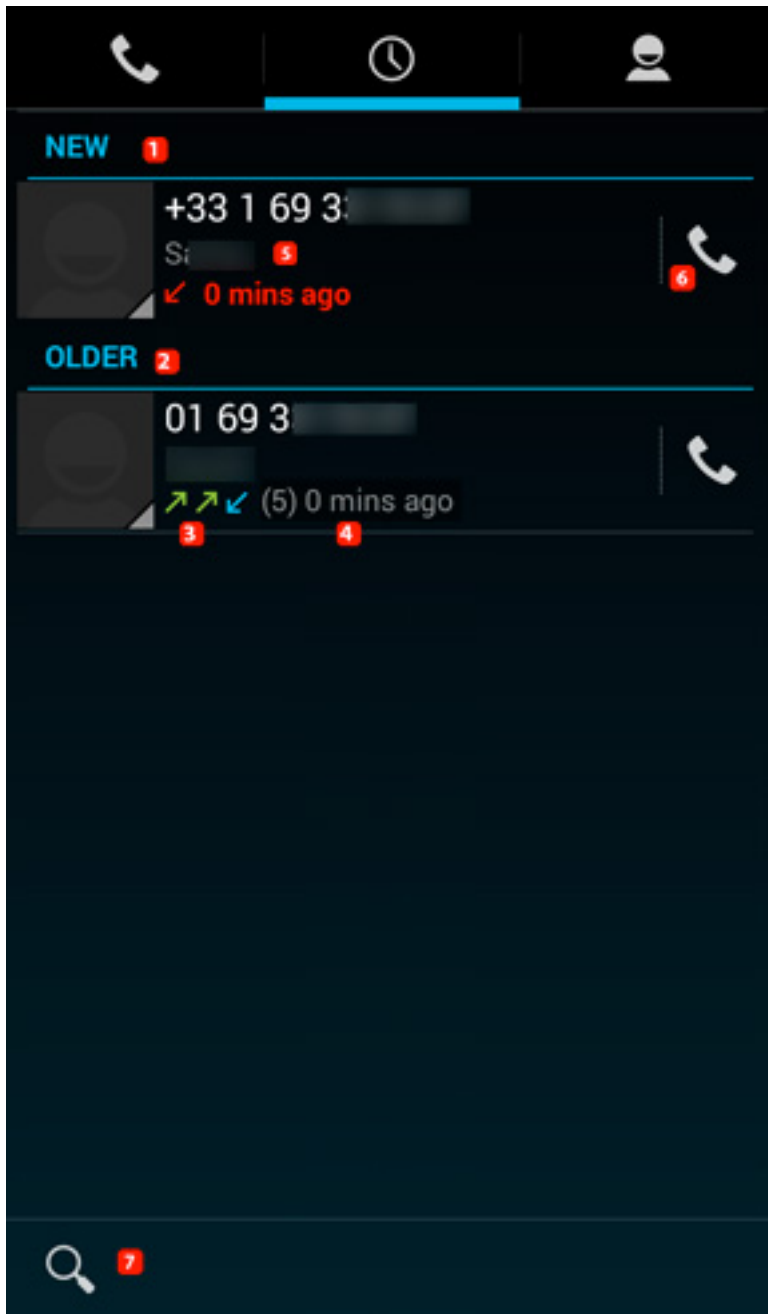
# Phone & Messages



- 1. Keyboard allows you to dial numbers.**
- 2. Erase button to modify a wrong number.**
- 3. Call button to start a call once you have typed in the numbers.**
- 4. Add to contacts button to save a number.**

# Phone & Messages

## History



**1. Recent activity**

**2. Past activity**

**3. Type of activity (outgoing / incoming / missed calls). See below for the meanings**

# Phone & Messages

**4. Activity details: last call and number of calls**

**5. In case of unknown call, a location is provided**

**6. Call back button**

**7. Search button**

↙ Missed calls

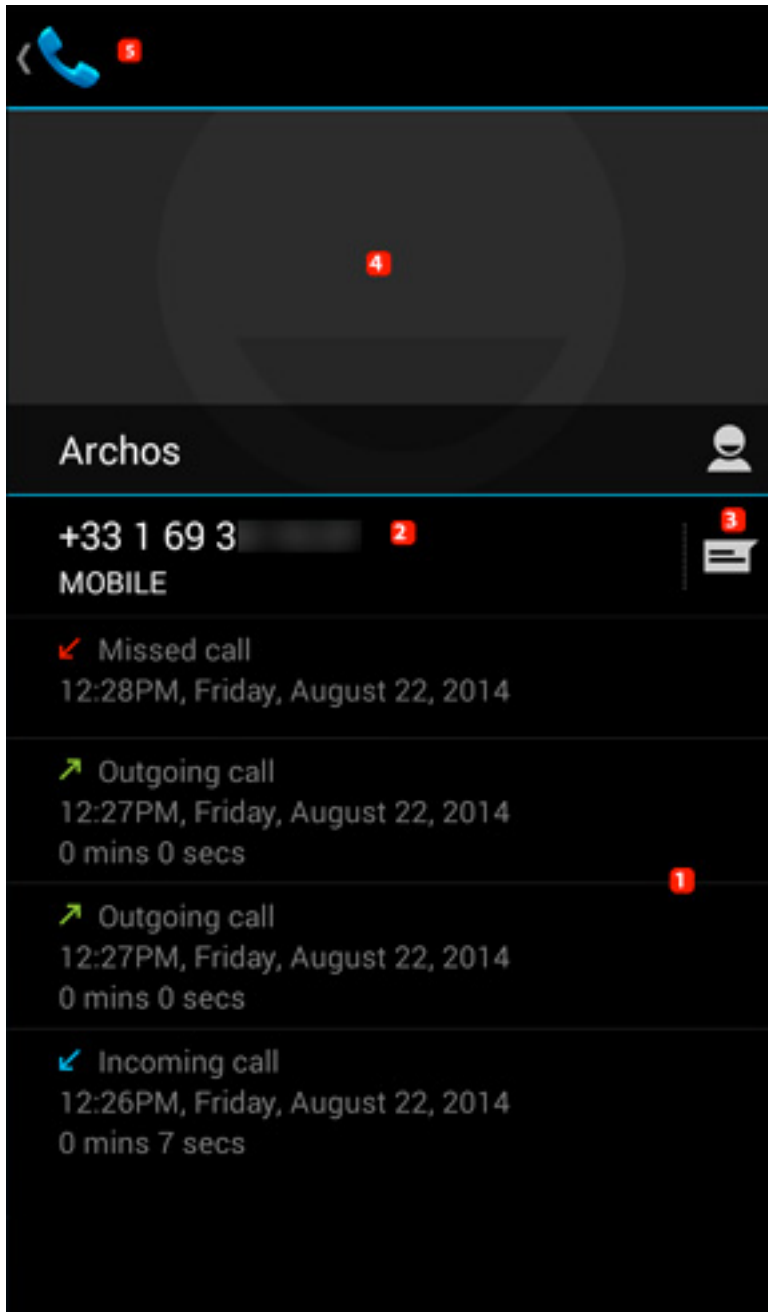
↙ Received calls

↗ Outgoing calls

If the number is saved in your contacts, the saved information will be displayed.

When selecting the number (section 5 in the schema above), the activity details are displayed.

# Phone & Messages



**1. Details about the number: outgoing / recieved / missed, duration and date**

**2. Call back**

**3. Send SMS**

**4. Add to contacts or see contact profile**

**5. Go back to general history**

# Phone & Messages

Unique solution ID: #1491

Author: Admin FAQ

Last update: 2014-10-30 16:03